SEVEN CAPITAL MANAGEMENT

Seven €uropean Equity Fund — I Shares

EQUITY FUND | EUROZONE | LARGE CAP. EQUITIES

OCTOBER 2026

371.09 €

NAV — data as of 10/30/2026

MORNINGSTAR	QUANTALYS	SRI / ESG
★★★★☆	★★★★★	SFDR 8

A systematic and actively managed equity investment strategy that seeks to complement traditional equity investment strategies. The Seven European Equity Fund invests in large-cap equities from the eurozone and aims to outperform the EuroStoxx 50 Index net return.

PERFORMANCE

PERFORMANCE — 1 MONTH
-1.52%
Indice : -2.09%

PERFORMANCE — YTD
+8.53%
Indice : +8.03%

SINCE INCEPTION (02/09/2007)
+271.09%
Indice : +150.93%

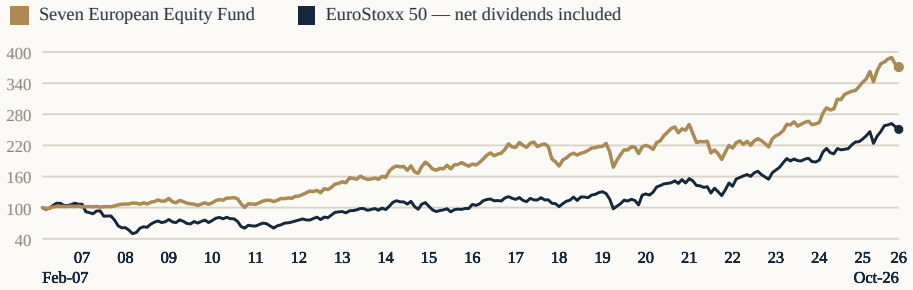

CUMULATIVE & ANNUALIZED PERFORMANCE

PERIOD	FUND	INDEX
1 month	-1.52%	-2.09%
YTD	+8.53%	+8.03%
1 year	+13.89%	+10.72%
3 years	+71.00%	+62.08%
5 years	+47.28%	+62.78%
Since inception	+271.09%	+150.93%
ANNUALIZED		
3 years	+19.58%	+17.46%
5 years	+8.05%	+10.24%
Since inception	+6.86%	+4.77%

RISK ANALYSIS

INDICATOR	1 YEAR	3 YEARS	5 YEARS	SINCE INCEPTION
Volatility — Fund (%)	11.29%	9.89%	12.71%	11.69%
Volatility — Index (%)	14.09%	12.00%	14.90%	17.28%
Sharpe Ratio — Fund	1.06	1.78	0.48	0.42
Sharpe Ratio — Index	0.62	1.29	0.56	0.16
Beta — Fund	0.72	0.73	0.76	0.49
Alpha — Fund	0.06	0.06	-0.00	0.04
CORRELATIONS				
EuroStoxx 50	0.92	0.93	0.93	0.75
Bloomberg EuroAgg. TR Unhedged EUR	0.56	0.15	0.07	0.04

ROLLING HOLDING-PERIOD RETURNS

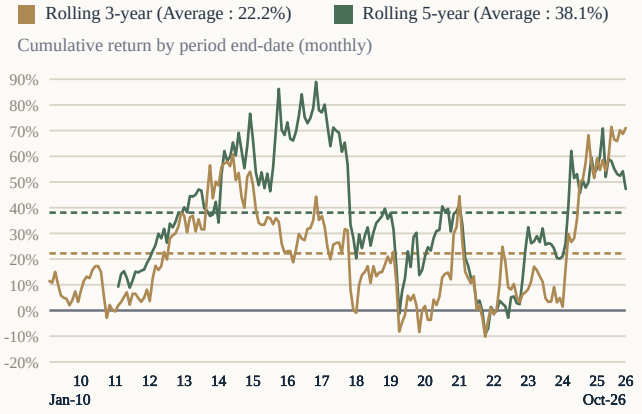

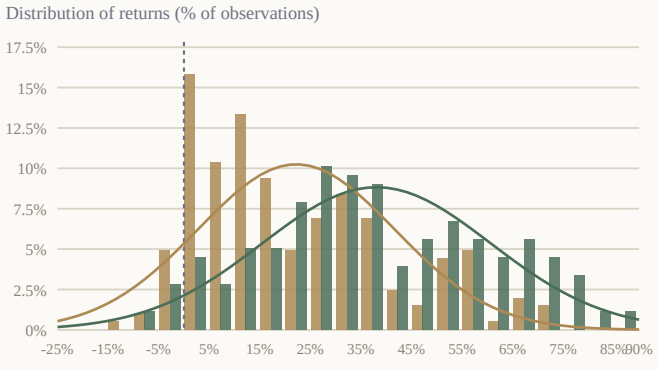

GENERAL INFORMATION

Inception Date	02/09/2007
Legal Structure	Luxembourg SICAV
Strategy	Equities - Long Only
Region	Eurozone
Currency	EUR
Distribution Policy	Capitalization
ISIN Code	LU1229130585
Bloomberg Code	SVEUEIC LX Equity

Strategy AUM	29,740,000 €
Fund AUM	26,170,000 €
Net Asset Value	371.09 €
Management Fee	1.00%
Performance Fee	15.00%
Benchmark	EuroStoxx 50 NR
Valuation	Daily
Custodian Bank	Banque de Luxembourg

Please note that past performance is not an indication of future performance. Consequently, investment decisions must not be based primarily on past performance: other items outlined in the factsheet for each UCITS must be considered. Document for information purposes only and not contractually binding.

Seven €uropean Equity Fund — I Shares

Portfolio Details

THREE COMPLEMENTARY APPROACHES



- **Momentum** : 35%
  Captures the persistence of market trends in securities exhibiting strong price momentum.
- **Dividend-Yield** : 35%
  Selects companies offering high, sustainable dividend yields.
- **Quantitative** : 30%
  A systematic, multi-factor approach driven by diversified quantitative signals.

BREAKDOWN BY MARKET CAP

< 1,000 M€	1,000 – 5,000 M€	5,000 – 10,000 M€	> 10,000 M€	AVERAGE CAP
0.0%	1.9%	14.0%	84.1%	48,836 M€

GENERAL INFORMATION

RISK SCALE (AMF)

1	2	3	**4**	5	6	7

MIN. RECOMMENDED DURATION

5 Years

SECTOR BREAKDOWN

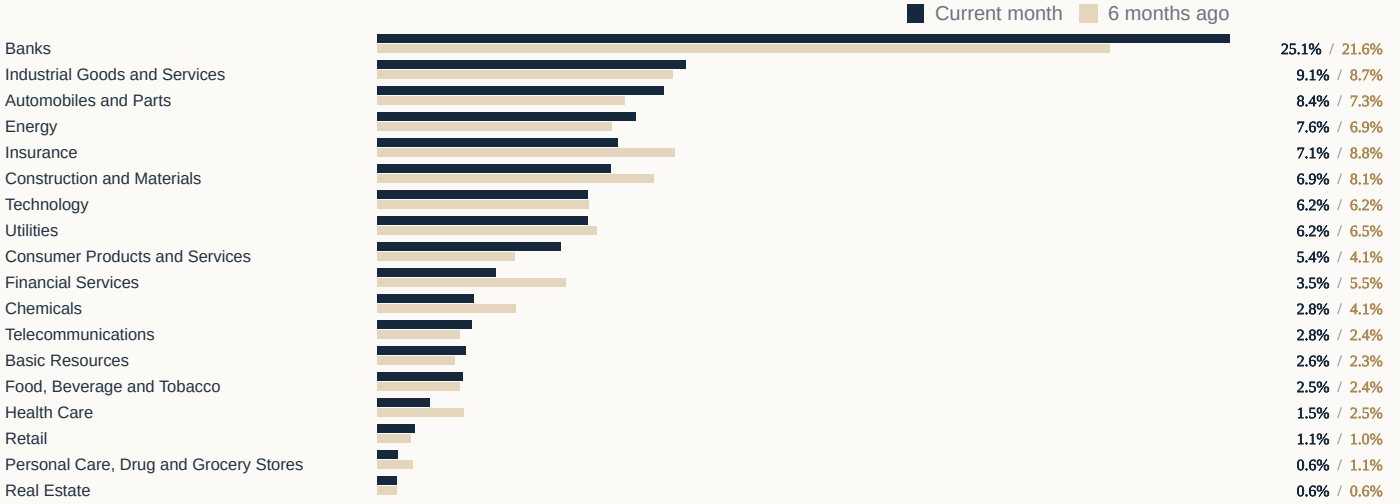

TOP HOLDINGS

COMPANY	WEIGHT	SECTOR	COUNTRY	MARKET CAP (€M)	Δ MONTH
1. BANCO BILBAO VIZCAYA ARGENTA	4.00%	Banks	Spain	44,216	-15.11%
2. BAYERISCHE MOTOREN WERKE AG	3.00%	Automobiles and Parts	Germany	102,008	+3.90%
3. MERCEDES-BENZ GROUP AG	2.89%	Automobiles and Parts	Germany	189,904	+0.52%
4. UNICREDIT SPA	2.72%	Banks	Italy	13,675	-11.88%
5. BAWAG GROUP AG	2.46%	Banks	Austria	13,606	-11.35%
6. BNP PARIBAS	2.36%	Banks	France	29,176	-9.84%
7. TELEFONICA SA	2.24%	Telecommunications	Spain	5,139	+1.08%
8. REPSOL SA	2.24%	Energy	Spain	32,154	+2.67%
9. ACS ACTIVIDADES CONS Y SERV	2.19%	Construction and Materials	Spain	24,994	-0.44%
10. TENARIS SA	2.09%	Energy	Italy	18,649	+10.27%

Top 10 weight in portfolio : 26.2%

BEST PERFORMERS OF THE MONTH

COMPANY	WEIGHT	SECTOR	COUNTRY	PERF.
1. DASSAULT SYSTEMES SE	0.73%	Technology	France	+23.28%
2. CAPGEMINI SE	0.65%	Technology	France	+22.27%
3. ORION OYJ-CLASS B	0.73%	Health Care	Finland	+20.34%
4. ADIDAS AG	0.98%	Consumer Products and Services	Germany	+15.51%
5. L'OREAL	1.09%	Consumer Products and Services	France	+15.15%

Combined weight : 4.2%

WORST PERFORMERS OF THE MONTH

COMPANY	WEIGHT	SECTOR	COUNTRY	PERF.
1. SCHNEIDER ELECTRIC SE	0.98%	Industrial Goods and Services	France	-18.66%
2. CARREFOUR SA	0.61%	Personal Care, Drug and Grocery S…	France	-18.01%
3. BANCO SANTANDER SA	1.20%	Banks	Spain	-17.93%
4. ASM INTERNATIONAL NV	0.98%	Technology	Netherlands	-17.82%
5. AURUBIS AG	0.84%	Basic Resources	Germany	-16.33%

Combined weight : 4.6%

The key investor information documents and the UCITS prospectuses presented may be obtained from Seven Capital Management on written request sent to info@seven-cm.com or from the company's website: www.seven-cm.com. For further information please refer to the Prospectus, available for French and English speakers and KIID (Key Investor Information Document), available for French, English, German, Spanish and Italian speakers on our website: www.seven-cm.com. In Switzerland, the Fund appointed as representative Waystone Fund Services (Switzerland) SA, Av. Villamont 17, 1005 Lausanne, Switzerland, Tel: +41 21 311 17 77, Email: switzerland@waystone.com. The fund's payment service in Switzerland is the Helvetische Bank, Seefeldstrasse 215, 8008 Zürich, Switzerland, Tel: +41 44 204 56 00, Email: info@helvetischebank.ch.